

















Pottery Blend Range Technical Data Sheet

BRICKWORKS

Product Range	Product Name	Dimension Illustration	Swatch	State	Length (mm)	Width (mm)	Height (mm)	Dimensional Category	Core Volume (%)	Units per Square Metre	Pack Size	Characteristic Unconfined Compressive Strength (f _{uc}) MPa	Maximum Cold Water Absorption (%)	Initial Rate of Absorption (IRA) (kg/m ² min)	Coefficient of Expansion Factor (mm/m)	Durability Class	Liability to Efflorescence	Lime Pitting Liability	LRV
Pottery Blend	Charred Clay			TAS	390	110	50	DW2	<38	41.66	348	>13	<8	1.0-3.0	<1.0	Exposure Grade	Slight	Slight	12.7
Pottery Blend	Flamed Earth			TAS	230	110	76	DW2	<43	48.5	520	>15	<8	0.5-2.0	<1.0	Exposure Grade	Slight	Slight	
Pottery Blend	Clay Blush			TAS	230	110	76	DW2	<43	48.5	520	>15	<8	0.5-2.0	<1.0	Exposure Grade	Slight	Slight	
Pottery Blend	Fired Umber			TAS	230	110	76	DW2	<43	48.5	520	>15	<8	0.5-2.0	<1.0	Exposure Grade	Slight	Slight	
Pottery Blend	Raku Rouge			TAS	390	110	50	DW2	<38	41.66	348	>13	<8	1.0-3.0	<1.0	Exposure Grade	Slight	Slight	11.5
Pottery Blend	Burnished Tan			TAS	390	110	50	DW2	<38	41.66	348	>13	<8	1.0-3.0	<1.0	Exposure Grade	Slight	Slight	10.6
Pottery Blend	Warm Tan			TAS	230	110	76	DW2	<43	48.5	520	>15	<8	0.5-2.0	<1.0	Exposure Grade	Slight	Slight	16.7
Pottery Blend	Bisque Fire			TAS	390	110	50	DW2	<38	41.66	348	>13	<8	1.0-3.0	<1.0	Exposure Grade	Slight	Slight	15.6

This Data represents average results from commercial production lots.

If specific test results are required, sample should be taken from current production lots.

AUSTRALIAN STANDARD TEST METHODS AS/NSZ 4456 ARE USED AS APPLICABLE.

Please note: FRL applies up to 3m high - restrained on top and bottom.