




# San Selmo Classico Range Technical Data Sheet

**BRICKWORKS**

Product Range	Product Name	Swatch	State	Length (mm)	Width (mm)	Height (mm)	Dimensional Category	Average Weight / Unit (kg)	Units per Square Metre	Pack Size	Characteristic Unconfined Compressive Strength (f <sub>uc</sub> ) MPa	Maximum Cold Water Absorption (%)	Initial Rate of Absorption (IRA) (kg/m <sup>2</sup> min)	Coefficient of Expansion Factor (mm/m)	Durability Class	Liability to Efflorescence	Lime Pitting Liability	LRV
San Selmo Classico	Aged Red		TAS	230	110	76	DW0	3.4	48.5	336	>8	17	3.0	0.8	General Purpose	Slight	Slight	22.8
San Selmo Classico	Limewash		TAS	230	110	76	DW0	3.4	48.5	336	>8	17	3.0	0.8	General Purpose	Slight	Slight	53.2
San Selmo Classico	Original		TAS	230	110	76	DWD	3.4	48.5	336	>8	17	3.0	0.8	General Purpose	Slight	Slight	35.5

This Data represents average results from commercial production lots.

If specific test results are required, sample should be taken from current production lots.

AUSTRALIAN STANDARD TEST METHODS AS/NSZ 4456 ARE USED AS APPLICABLE.