

























# San Selmo Corso Range Technical Data Sheet

# BRICKWORKS

Product Range	Product Name	Dimension Illustration	Swatch	State	Length (mm)	Width (mm)	Height (mm)	Dimensional Category	Average Weight / Unit (kg)	Units per Square Metre	Pack Size	Characteristic Unconfined Compressive Strength (f <sub>uc</sub> ) MPa	Maximum Cold Water Absorption (%)	Initial Rate of Absorption (IRA) (kg/m <sup>2</sup> min)	Coefficient of Expansion Factor (mm/m)	Durability Class	Liability to Efflorescence	Lime Pitting Liability	LRV
San Selmo Corso	Arno			TAS	500	100	40	DW0	3.8	40.8	137	>10	25	1.0-8.0	1.2	Exposure Grade	Nil to slight	Nil to slight	19
San Selmo Corso	Arno			TAS	500	100	40	DW0	3.8	40.8		>10	25	1.0-8.0	1.2	Exposure Grade	Nil to slight	Nil to slight	19
San Selmo Corso	Brenta			TAS	500	100	40	DW0	3.2	40.8	137	>10	25	1.0-8.0	1.2	General Purpose	Nil to slight	Nil to slight	48.5
San Selmo Corso	Brenta			TAS	500	100	40	DW0	3.2	40.8		>10	25	1.0-8.0	1.2	Exposure Grade	Nil to slight	Nil to slight	48.5
San Selmo Corso	Livenza Textured			TAS	500	100	40	DW0		40.8	137	>10	25	1.0-8.0	1.2	General Purpose	Nil to slight	Nil to slight	20.1
San Selmo Corso	Livenza			TAS	500	100	40	DW0	3.8	40.8		>10	25	1.0-8.0	1.2	Exposure Grade	Nil to slight	Nil to slight	20.1
San Selmo Corso	Marana			TAS	500	100	40	DW0	3.2	40.8	137	>10	25	1.0-8.0	1.2	Exposure Grade	Nil to slight	Nil to slight	14.8
San Selmo Corso	Marana			TAS	500	100	40	DW0	3.2	40.8		>10	25	1.0-8.0	1.2	Exposure Grade	Nil to slight	Nil to slight	14.8
San Selmo Corso	Piave			TAS	500	100	40	DW0	3.8	40.8	137	>10	25	1.0-8.0	1.2	Exposure Grade	Nil to slight	Nil to slight	
San Selmo Corso	Piave			TAS	500	100	40	DW0	3.8	40.8		>10	25	1.0-8.0	1.2	Exposure Grade	Nil to slight	Nil to slight	
San Selmo Corso	Potenza			TAS	500	100	40	DW0	3.2	40.8	137	>10	25	1.0-8.0	1.2	Exposure Grade	Nil to slight	Nil to slight	9.2
San Selmo Corso	Potenza			TAS	500	100	40	DW0	3.2	40.8		>10	25	1.0-8.0	1.2	Exposure Grade	Nil to slight	Nil to slight	9.2

This Data represents average results from commercial production lots.

If specific test results are required, sample should be taken from current production lots.

AUSTRALIAN STANDARD TEST METHODS AS/NSZ 4456 ARE USED AS APPLICABLE.