







# Industrial Range Technical Data Sheet

**BRICKWORKS**

Product Range	Product Name	Dimension Illustration	Swatch	State	Length (mm)	Width (mm)	Height (mm)	Dimensional Category	Average Weight / Unit (kg)	Units per Square Metre	Pack Size	Characteristic Unconfined Compressive Strength (f <sub>uc</sub> ) MPa	Maximum Cold Water Absorption (%)	Initial Rate of Absorption (IRA) (kg/m <sup>2</sup> min)	Coefficient of Expansion Factor (mm/m)	Durability Class	Liability to Efflorescence	Lime Pitting Liability	LRV
Industrial	Alloy			TAS	230	110	76	DW2	3.2	48.5	400	>15	8	0.2-1.5	1.0	Exposure Grade	Slight	Slight	28.7
Industrial	Iron			TAS	230	110	76	DW2	3.2	48.5	400	>15	8	0.2-1.5	1.0	Exposure Grade	Slight	Slight	12.3
Industrial	Steel			TAS	230	110	76	DW2		48.5	400	>15	8	0.2-1.5	1.0	Exposure Grade	Slight	Slight	22.5

This Data represents average results from commercial production lots.

If specific test results are required, sample should be taken from current production lots.

AUSTRALIAN STANDARD TEST METHODS AS/NSZ 4456 ARE USED AS APPLICABLE.