















Wilderness Design Range Technical Data Sheet

BRICKWORKS

Product Range	Product Name	Dimension Illustration	Swatch	State	Length (mm)	Width (mm)	Height (mm)	Dimensional Category	Average Weight / Unit (kg)	Units per Square Metre	Pack Size	Characteristic Unconfined Compressive Strength (f _{uc}) MPa	Maximum Cold Water Absorption (%)	Initial Rate of Absorption (IRA) (kg/m ² min)	Coefficient of Expansion Factor (mm/m)	Durability Class	Liability to Efflorescence	Lime Pitting Liability	LRV
Wilderness Design	Double Height Blackbutt			SQLD	230	110	162												6.6
Wilderness Design	Blue Gum			SQLD	230	110	76	DW1		48.5	400	>15	10	0.1-1.0	1.0	Exposure Grade	Slight	Slight	7.9
Wilderness Design	Blackbutt			SQLD	230	110	76	DW1		48.5	400	>15	10	0.1-1.0	1.0	Exposure Grade	Slight	Slight	6.6
Wilderness Design	Double Height Grey Gum			SQLD	230	110	162	DW1		48.5	400	15	10	0.1-1.0	1.0	Exposure Grade	Slight	Slight	15.6
Wilderness Design	Silver Birch			SQLD	230	110	76	DW1		48.5	400	>15	10	0.1-1.0	1.0	Exposure Grade	Slight	Slight	18.9
Wilderness Design	Grey Gum			SQLD	230	110	76					>15				Exposure Grade			15.6
Wilderness Design	Flooded Gum			SQLD	230	110	76	DW2	2.4	48.5	520		9	0.5-2.0	1.0	Exposure Grade	Slight	Slight	14.3

This Data represents average results from commercial production lots.
 If specific test results are required, sample should be taken from current production lots.
 AUSTRALIAN STANDARD TEST METHODS AS/NSZ 4456 ARE USED AS APPLICABLE.