




Mineral Contours Range Technical Data Sheet

BRICKWORKS

Product Range	Product Name	Dimension Illustration	Swatch	State	Length (mm)	Width (mm)	Height (mm)	Dimensional Category	Average Weight / Unit (kg)	Core Volume (%)	Units per Square Metre	Pack Size	Characteristic Unconfined Compressive Strength (f _{uc}) MPa	Maximum Cold Water Absorption (%)	Initial Rate of Absorption (IRA) (kg/m ² min)	Coefficient of Expansion e Factor (mm/m)	Durability Class	Liability to Efflorescence	Lime Pitting Liability
Mineral Contours	Mica Grey			SA	230	110	76	DW2	2.5	<38	48.5	520	>15	<9	1.0-3.0	<1.0	Exposure Grade	Slight	Nil
Mineral Contours	Mineral Sands			SA	230	110	76	DW2	2.5	<38	48.5	520	>15	<9	1.0-3.0	<1.0	Exposure Grade	Slight	Nil
Mineral Contours	Gypsum Tan			SA	230	110	76	DW2	2.5	<38	48.5	520	>15	<9	1.0-3.0	<1.0	Exposure Grade	Slight	Nil
Mineral Contours	Feldspar Taupe			SA	230	110	76	DW2	2.5	<38	48.5	520	>15	<9	1.0-3.0	<1.0	Exposure Grade	Slight	Nil

This Data represents average results from commercial production lots.

If specific test results are required, sample should be taken from current production lots.

AUSTRALIAN STANDARD TEST METHODS AS/NSZ 4456 ARE USED AS APPLICABLE.

Please note: FRL applies up to 3m high - restrained on top and bottom.