





Melbourne Range Technical Data Sheet

BRICKWORKS

Product Range	Product Name	Dimension Illustration	Swatch	State	Length (mm)	Width (mm)	Height (mm)	Dimensional Category	Average Weight / Unit (kg)	Units per Square Metre	Pack Size	Characteristic Unconfined Compressive Strength (f'uc) MPa	Maximum Cold Water Absorption (%)	Initial Rate of Absorption (IRA) (kg/m2 min)	Coefficient of Expansion Factor (mm/m)	Durability Class	Liability to Efflorescence	Lime Pitting Liability	LRV
Melbourne	Canterbury			SA	230	110	76	DW2	3.2	48.5	400	>15	8	0.2-1.5	1.0	Exposure Grade	Slight	Slight	10
Melbourne	Hawthorn			SA	230	110	76	DW2	3.2	48.5	400	>15	8	0.2-1.5	1.0	Exposure Grade	Slight	Slight	7.4

This Data represents average results from commercial production lots.  
If specific test results are required, sample should be taken from current production lots.  
AUSTRALIAN STANDARD TEST METHODS AS/NSZ 4456 ARE USED AS APPLICABLE.