









La Paloma Range Technical Data Sheet

BRICKWORKS

Product Range	Product Name	Dimension Illustration	Swatch	State	Length (mm)	Width (mm)	Height (mm)	Dimensional Category	Average Weight / Unit (kg)	Core Volume (%)	Units per Square Metre	Pack Size	Characteristic Unconfined Compressive Strength (f _{uc}) MPa	Maximum Cold Water Absorption (%)	Initial Rate of Absorption (IRA) (kg/m ² min)	Coefficient of Expansion Factor (mm/m)	Durability Class	Liability to Efflorescence	Lime Pitting Liability	LRV
La Paloma	Castellana			NSW	230	110	76	DW1		38	48.5	432	>15	<8	<1.0	<1.2	Exposure Grade	Slight	Slight	65.3
La Paloma	Romero			NSW	230	110	76	DW1		38	48.5	432	>15	<10	<1.0	<1.2	Exposure Grade	Slight	Slight	20.9
La Paloma	Azul			NSW	230	110	76	DW1	2.3	38	48.5	432	>15	<8	<1.0	<1.2	Exposure Grade	Slight	Slight	13.3
La Paloma	Miro			NSW	230	110	76	DW1		38	48.5	432	>15	<10	<1.0	<1.2	Exposure Grade	Slight	Slight	65.7

This Data represents average results from commercial production lots.

If specific test results are required, sample should be taken from current production lots.

AUSTRALIAN STANDARD TEST METHODS AS/NSZ 4456 ARE USED AS APPLICABLE.

Please note: FRL applies up to 3m high - restrained on top and bottom.