



























Burlesque Range Technical Data Sheet

BRICKWORKS

Product Range	Product Name	Dimension Illustration	Swatch	State	Length (mm)	Width (mm)	Height (mm)	Dimensional Category	Core Volume (%)	Units per Square Metre	Pack Size	Characteristic Unconfined Compressive Strength (f _{uc}) MPa	Maximum Cold Water Absorption (%)	Initial Rate of Absorption (IRA) (kg/m ² min)	Coefficient of Expansion Factor (mm/m)	Durability Class	Liability to Efflorescence	Lime Pitting Liability	LRV	FRL
Burlesque	Enchanting Yellow			NSW	230	110	76	DW1	<43	48.5	512	>15	<10	0.1 to 2	<1.2	Exposure Grade	Nil to Slight	Nil to Slight	48	90/90/90
Burlesque	Oyster Grey			NSW	230	110	76	DW1	<43	48.5	512	>15	<10	0.1 to 2	<1.2	Exposure Grade	Nil to Slight	Nil to Slight	28	90/90/90
Burlesque	Karrington Silver			NSW	230	110	76	DW1	<43	48.5	512	>15	<10	0.1 to 2	<1.2	Exposure Grade	Nil to slight	Nil to slight	30	90/90/90
Burlesque	Indulgent White			NSW	230	110	76	DW1	<43	48.5	512	>15	<10	0.1 to 2	<1.2	Exposure Grade	Nil to slight	Nil to slight	62	90/90/90
Burlesque	Brushed Leather			NSW	230	110	76	DW1	<43	48.5	512	>15	<10	0.1 to 2	<1.2	Exposure Grade	Nil to slight	Nil to slight	23	90/90/90
Burlesque	Luscious Red			NSW	230	110	76	DW1	<43	48.5	512	>15	<10	0.1 to 2	<1.2	Exposure Grade	Nil to slight	Nil to slight	8	90/90/90
Burlesque	Bursting Orange			NSW	230	110	76	DW1	<43	48.5	512	>15	<10	0.1 to 2	<1.2	Exposure Grade	Nil to slight	Nil to slight	23	90/90/90
Burlesque	Charming Black			NSW	230	110	76	DW1	<43	48.5	512	>15	<10	0.1 to 2	<1.2	Exposure Grade	Nil to slight	Nil to slight	1	90/90/90
Burlesque	Cognac Illusion			NSW	230	110	76	DW1	<43	48.5	512	>15	<10	0.1 to 2	<1.2	Exposure Grade	Nil to Slight	Nil to Slight	14	90/90/90
Burlesque	Deepening Green			NSW	230	110	76	DW1	<43	48.5	512	>15	<10	0.1 to 2	<1.2	Exposure Grade	Nil to slight	Nil to slight	15	90/90/90
Burlesque	Majestic Grey			NSW	230	110	76	DW1	<43	48.5	512	>15	<10	0.1 to 2	<1.2	Exposure Grade	Nil to slight	Nil to slight	36	90/90/90
Burlesque	Smashing Blue			NSW	230	110	76	DW1	<43	48.5	512	>15	<10	0.1 to 2	<1.2	Exposure Grade	Nil to slight	Nil to slight	2	90/90/90
Burlesque	Sublime Steel			NSW	230	110	76	DW1	<43	48.5	512	>15	<10	0.1 to 2	<1.2	Exposure Grade	Nil to slight	Nil to slight	17	90/90/90

This Data represents average results from commercial production lots.

If specific test results are required, sample should be taken from current production lots.

AUSTRALIAN STANDARD TEST METHODS AS/NSZ 4456 ARE USED AS APPLICABLE.

Please note: FRL applies up to 3m high - restrained on top and bottom.