









San Selmo Smoked Range Technical Data Sheet

BRICKWORKS

Product Range	Product Name	Dimension Illustration	Swatch	State	Length (mm)	Width (mm)	Height (mm)	Dimensional Category	Average Weight / Unit (kg)	Units per Square Metre	Pack Size	Characteristic Unconfined Compressive Strength (f'uc) MPa	Maximum Cold Water Absorption (%)	Initial Rate of Absorption (IRA) (kg/m2 min)	Coefficient of Expansion e Factor (mm/m)	Durability Class	Liability to Efflorescence	Lime Pitting Liability	LRV
San Selmo Smoked	Cloudy Silver			NSW	230	110	76	DW0	3.1	48.5	216	>10	15	3.0	1.0	General Purpose	Slight	Slight	22.8
San Selmo Smoked	Grey Cashmere			NSW	230	110	76	DW0	3.1	48.5	216	>10	15	3.0	1.0	General Purpose	Slight	Slight	46.3
San Selmo Smoked	Opaque Slate			NSW	230	110	76	DW0	3.1	48.5	216	>10	15	3.0	1.0	General Purpose	Slight	Slight	25.3
San Selmo Smoked	Wild Storm			NSW	230	110	76	DW0	3.1	48.5	216	>10	15	3.0	1.0	General Purpose	Slight	Slight	14.1

This Data represents average results from commercial production lots.  
If specific test results are required, sample should be taken from current production lots.  
AUSTRALIAN STANDARD TEST METHODS AS/NSZ 4456 ARE USED AS APPLICABLE.

