













XP Smooth Range Technical Data Sheet

BRICKWORKS

Product Range	Product Name	Dimension Illustration	Swatch	State	Length (mm)	Width (mm)	Height (mm)	LRV
XP Smooth	Kimberley			NSW	590	17	300	14.1
XP Smooth	Pilbara			NSW	590	17	300	11.4
XP Smooth	Bunbury			NSW	590	17	300	6.1
XP Smooth	Kalbarri			NSW	590	17	300	
XP Smooth	Whitehaven			NSW	590	17	300	35.6
XP Smooth	Tennant			NSW	590	17	300	7.1

This Data represents average results from commercial production lots.
 If specific test results are required, sample should be taken from current production lots.
 AUSTRALIAN STANDARD TEST METHODS AS/NSZ 4456 ARE USED AS APPLICABLE.

