




Wilderness Design Range Technical Data Sheet

BRICKWORKS

Product Range	Product Name	Dimension Illustration	Swatch	State	Length (mm)	Width (mm)	Height (mm)	Dimensional Category	Units per Square Metre	Pack Size	Characteristic Unconfined Compressive Strength (f'uc) MPa	Maximum Cold Water Absorption (%)	Initial Rate of Absorption (IRA) (kg/m2 min)	Coefficient of Expansion Factor (mm/m)	Durability Class	Liability to Efflorescence	Lime Pitting Liability	LRV
Wilderness Design	Silver Birch			NSW	230	110	76	DW1	48.5	400	>15	10	0.5 to 3	1.2	Exposure Grade	Slight	Slight	25.31
Wilderness Design	Blackbutt			NSW	230	110	76	DW1	48.5	400	>15	10	0.5 to 3	1.2	Exposure Grade	Slight	Slight	6
Wilderness Design	Blue Gum			NSW	230	110	76	DW1	48.5	400	>15	10	0.5 to 3	1.2	Exposure Grade	Slight	Slight	7.9
Wilderness Design	Grey Gum			NSW	230	110	76				>15				Exposure Grade			15.6

This Data represents average results from commercial production lots.
If specific test results are required, sample should be taken from current production lots.
AUSTRALIAN STANDARD TEST METHODS AS/NSZ 4456 ARE USED AS APPLICABLE.