



























# Burlesque Range Technical Data Sheet

# BRICKWORKS

Product Range	Product Name	Dimension Illustration	Swatch	State	Length (mm)	Width (mm)	Height (mm)	Dimensional Category	Average Weight / Unit (kg)	Units per Square Metre	Pack Size	Characteristic Unconfined Compressive Strength (f <sub>uc</sub> ) MPa	Maximum Cold Water Absorption (%)	Initial Rate of Absorption (IRA) (kg/m <sup>2</sup> min)	Coefficient of Expansion Factor (mm/m)	Durability Class	Liability to Efflorescence	Lime Pitting Liability	LRV
Burlesque	Brushed Leather			NSW	230	110	76	DW1	2.7	48.5	512	>20	10	0.1-4.0	1.2	Exposure Grade	Nil to slight	Nil to slight	21.9
Burlesque	Bursting Orange			NSW	230	110	76	DW1	2.7	48.5	512	>20	10	0.1-4.0	1.2	Exposure Grade	Nil to slight	Nil to slight	23.5
Burlesque	Charming Black			NSW	230	110	76	DW1	2.7	48.5	512	>20	10	0.1-4.0	1.2	Exposure Grade	Nil to slight	Nil to slight	1.9
Burlesque	Cognac Illusion			NSW	230	110	76	DW1	2.7	48.5	512	>20	10	0.1-4.0	1.2	Exposure Grade	Nil to Slight	Nil to Slight	14.2
Burlesque	Deepening Green			NSW	230	110	76	DW1	2.7	48.5	512	>20	10	0.1-4.0	1.2	Exposure Grade	Nil to slight	Nil to slight	15
Burlesque	Enchanting Yellow			NSW	230	110	76	DW1	2.7	48.5	512	>20	10	0.1-4.0	1.2	Exposure Grade	Nil to Slight	Nil to Slight	46.1
Burlesque	Indulgent White			NSW	230	110	76	DW1	2.7	48.5	512	>20	10	0.1-4.0	1.2	Exposure Grade	Nil to slight	Nil to slight	61.8
Burlesque	Karrington Silver			NSW	230	110	76	DW1	2.7	48.5	512	>20	10	0.1-4.0	1.2	Exposure Grade	Nil to slight	Nil to slight	30
Burlesque	Luscious Red			NSW	230	110	76	DW1	2.7	48.5	512	>20	10	0.1-4.0	1.2	Exposure Grade	Nil to slight	Nil to slight	9.6
Burlesque	Majestic Grey			NSW	230	110	76	DW1	2.7	48.5	512	>20	10	0.1-4.0	1.2	Exposure Grade	Nil to slight	Nil to slight	37.7
Burlesque	Oyster Grey			NSW	230	110	76	DW1	2.7	48.5	512	>20	10	0.1-4.0	1.2	Exposure Grade	Nil to Slight	Nil to Slight	28.7
Burlesque	Smashing Blue			NSW	230	110	76	DW1	2.7	48.5	512	>20	10	0.1-4.0	1.2	Exposure Grade	Nil to slight	Nil to slight	4.3
Burlesque	Sublime Steel			NSW	230	110	76	DW1	2.7	48.5	512	>20	10	0.1-4.0	1.2	Exposure Grade	Nil to slight	Nil to slight	17

This Data represents average results from commercial production lots.

If specific test results are required, sample should be taken from current production lots.

AUSTRALIAN STANDARD TEST METHODS AS/NSZ 4456 ARE USED AS APPLICABLE.